

# CERTIFICATE OF ANALYSIS

**PRODUCT NAME:** Nano Broad Spectrum CBD Softgels  
**PRODUCT STRENGTH:** 25 mg CBD  
**BEST BY DATE: HEMP:** 06/07/2024  
**EXTRACT LOT:** 2BL06244

Prepared for: Astraèa & Co.  
 50 E. Ridgewood Ave. STE 303  
 Ridgewood, NJ 07450

## Physical Attributes

Test	Method	Specification	Results
Color	Internal	Golden to Amber	PASS
Odor	Internal	No odor	PASS
Appearance	Internal	Dry, ovoid softgel capsules in container with lid and shrink-band	PASS
Primary Package Eval.	Internal	Container clean and free of filth. Container caps tight and shrink bands intact	PASS
Secondary Package Eval.	Internal	Labeling Compliance Checked, Cartons sturdy and clean. Sufficient cushion material exists. Box taped and secure.	PASS

## Review of Third-Party Analysis

Panel	Method	Specification	Results*	Pass/Fail
<b>Potency - Total CBD</b>	HPLC-UV DAD	*NLT 25 mg / softgel	<b>27.85 mg</b>	PASS
<b>Potency - D9-THC</b>	HPLC-UV DAD	LOQ: <0.01% (broad spectrum)	<b>ND</b>	PASS
<b>Expanded Pesticide Panel</b>	HPLC-QQQ	LOQ: Complies with CDPHE 6 CCR 1010-21 Industrial Hemp Extract	<b>Below LOQ</b>	PASS
<b>Microbial</b> Escherichia coli (STEC)	PCR	Complies with CDPHE 6 CCR 1010-21 - LOQ 1 CFU/25 gram	<b>Absent</b>	PASS
<b>Microbial</b> Salmonella	PCR	Complies with CDPHE 6 CCR 1010-21 - LOQ 1 CFU/25 gram	<b>Absent</b>	PASS
<b>Microbial</b> Yeast and Mold	Culture Plating	Complies with CDPHE 6 CCR 1010-21 - LOQ 10 <sup>2</sup> CFU/gram	<b>Below LOQ</b>	PASS
<b>Microbial</b> Total Coliforms*	Culture Plating	Complies with CDPHE 6 CCR 1010-21 - LOQ 10 <sup>2</sup> CFU/gram	<b>Below LOQ</b>	PASS
<b>Microbial</b> Total Aerobic Count*	Culture Plating	Complies with CDPHE 6 CCR 1010-21 - LOQ 10 <sup>3</sup> CFU/gram	<b>Below LOQ</b>	PASS
<b>Heavy Metals Panel</b>	ICP-MS	Arsenic (As): ≤1.5 ppm Cadmium (Cd): ≤0.5 ppm Lead (Pb): ≤0.5 ppm Mercury (Hg): ≤1.5 ppm	<b>Below LOQ</b>	PASS
<b>Mycotoxins</b>	ICP-MS	Total Aflatoxins <20 ppb† Afltoxin B1 < 5 ppb Ochratoxin < 5ppb	<b>Below LOQ</b>	PASS
<b>Residual Solvents</b>	GC-HS-MSD	LOQ: Complies with CDPHE 6 CCR 1010-21 Industrial Hemp Extract	<b>Below LOQ</b>	PASS

\* Level of Quantitation, † Parts Per Million ‡ Part Per Billion CFU/g=Colony Forming Units per Gram  
 \*Nothing Less Than  
 10<sup>2</sup>=100 CFU  
 10<sup>3</sup>=1,000 CFU

Quality Certified  7/18/2022  
 Name \_\_\_\_\_ Date \_\_\_\_\_



12423 NE Whitaker Way  
 Portland, OR 97230  
 503-254-1794



**Report Number:** 22-007801/D002.R000  
**Report Date:** 07/11/2022  
**ORELAP#:** OR100028  
**Purchase Order:** PO-00124  
**Received:** 07/05/22 10:14

**Product Identity:** 25 mg Softgels Lot # 22BL06244 .  
**Laboratory ID:** 22-007801-0001

### Summary

**Potency:**

Analyte	Result	Limits	Units	Status	
CBD	5.57		%		CBD-Total per 1g 55.7 mg/1g
CBDV <sup>†</sup>	0.0190		%		
CBG <sup>†</sup>	0.322		%		THC-Total per 1g <LOQ
					(Reported in milligrams per serving)
Analyte per 1g	Result	Limits	Units	Status	
CBD per 1g	55.7		mg/1g		
CBDV per 1g <sup>†</sup>	0.190		mg/1g		
CBG per 1g <sup>†</sup>	3.22		mg/1g		

**Microbiology:**

*Less than LOQ for all analytes.*



12423 NE Whitaker Way  
Portland, OR 97230  
503-254-1794



**Report Number:** 22-007801/D002.R000  
**Report Date:** 07/11/2022  
**ORELAP#:** OR100028  
**Purchase Order:** PO-00124  
**Received:** 07/05/22 10:14

**Product identity :** 25 mg Softgels Lot # 22BL06244 .

**Laboratory ID:** 2-007801-0001

**Evidence of Cooling:** No

**Temp: Relinquished** 23.3 °C

**by:** UPS

**Serving Size #1:** 1 g

### Sample Results

Potency	Method: J AOAC 2015 V98-6 (mod)		Units %	Batch: 2205770	Analyze: 7/8/22 9:37:00 AM
Analyte	Result	Limits	Units	LOQ	Notes
CBC	< LOQ		%	0.00322	
CBC-A <sup>†</sup>	< LOQ		%	0.00322	
CBC-Total <sup>†</sup>	< LOQ		%	0.00604	
CBD	5.57		%	0.0322	
CBD-A	< LOQ		%	0.00322	
CBD-Total	5.57		%	0.0350	
CBDV <sup>†</sup>	0.0190		%	0.00322	
CBDV-A <sup>†</sup>	< LOQ		%	0.00322	
CBDV-Total <sup>†</sup>	0.0190		%	0.00600	
CBE <sup>†</sup>	< LOQ		%	0.00322	
CBG <sup>†</sup>	0.322		%	0.00322	
CBG-A <sup>†</sup>	< LOQ		%	0.00322	
CBG-Total	0.322		%	0.00600	
CBL <sup>†</sup>	< LOQ		%	0.00322	
CBL-A <sup>†</sup>	< LOQ		%	0.00322	
CBL-Total <sup>†</sup>	< LOQ		%	0.00604	
CBN	< LOQ		%	0.00322	
CBT <sup>†</sup>	< LOQ		%	0.00322	
Δ8-THCV	< LOQ		%	0.00322	
Δ8-THC	< LOQ		%	0.00322	
Δ9-THC	< LOQ		%	0.00322	
exo-THC	< LOQ		%	0.00322	
THC-A	< LOQ		%	0.00322	
THC-Total	< LOQ		%	0.00604	
THCV <sup>†</sup>	< LOQ		%	0.00322	
THCV-A <sup>†</sup>	< LOQ		%	0.00322	
THCV-Total <sup>†</sup>	< LOQ		%	0.00600	
<b>Total Cannabinoids<sup>†</sup></b>	<b>5.91</b>		<b>%</b>		

Potency per 1g	Method: J AOAC 2015 V98-6 (mod)		Units mg/se	Batch: 2205770	Analyze: 7/8/22 9:37:00 AM
Analyte	Result	Limits	Units	LOQ	Notes
CBC per 1g <sup>†</sup>	< LOQ		mg/1g	0.0322	



12423 NE Whitaker Way  
Portland, OR 97230  
503-254-1794



**Report Number:** 22-007801/D002.R000  
**Report Date:** 07/11/2022  
**ORELAP#:** OR100028  
**Purchase Order:** PO-00124  
**Received:** 07/05/22 10:14

Potency per 1g      **Method:** J AOAC 2015 V98-6 (mod)      **Units** mg/se **Batch:** 2205770      **Analyze:** 7/8/22 9:37:00 AM

Analyte	Result	Limits	Units	LOQ	Notes
CBC-A per 1g†	< LOQ		mg/1g	0.0322	
CBC-Total per 1g†	< LOQ		mg/1g	0.0604	
CBD per 1g	55.7		mg/1g	0.322	
CBD-A per 1g	< LOQ		mg/1g	0.0322	
CBD-Total per 1g	55.7		mg/1g	0.350	
CBDV per 1g†	0.190		mg/1g	0.0322	
CBDV-A per 1g†	< LOQ		mg/1g	0.0322	
CBDV-Total per 1g†	0.190		mg/1g	0.0600	
CBE per 1g†	< LOQ		mg/1g	0.0322	
CBG per 1g†	3.22		mg/1g	0.0322	
CBG-A per 1g†	< LOQ		mg/1g	0.0322	
CBG-Total per 1g†	3.22		mg/1g	0.0600	
CBL per 1g†	< LOQ		mg/1g	0.0322	
CBL-A per 1g†	< LOQ		mg/1g	0.0322	
CBL-Total per 1g†	< LOQ		mg/1g	0.0604	
CBN per 1g	< LOQ		mg/1g	0.0322	
CBT per 1g†	< LOQ		mg/1g	0.0322	
Δ8-THCV per 1g†	< LOQ		mg/1g	0.0322	
Δ8-THC per 1g	< LOQ		mg/1g	0.0322	
Δ9-THC per 1g	< LOQ		mg/1g	0.0322	
exo-THC per 1g†	< LOQ		mg/1g	0.0322	
THC-A per 1g	< LOQ		mg/1g	0.0322	
THC-Total per 1g	< LOQ		mg/1g	0.0604	
THCV per 1g†	< LOQ		mg/1g	0.0322	
THCV-A per 1g†	< LOQ		mg/1g	0.0322	
THCV-Total per 1g†	< LOQ		mg/1g	0.0604	
Total Cannabinoids per 1g	59.1		mg/1g		

**Microbiology**

Analyte	Result	Limits	Units	LOQ	Batch	Analyze	Method	Status	Notes
Aerobic Plate Count	< LOQ	10,000.00	cfu/g	10	2205690	07/08/22	AOAC 990.12 (Petrifilm)	pass	X, I
E.coli	< LOQ	100.00	cfu/g	10	2205687	07/08/22	AOAC 991.14 (Petrifilm)	pass	X, I
Total Coliforms	< LOQ	100.00	cfu/g	10	2205687	07/08/22	AOAC 991.14 (Petrifilm)	pass	X, I
Mold (RAPID Petrifilm)	< LOQ	1,000.00	cfu/g	10	2205689	07/09/22	AOAC 2014.05 (RAPID)	pass	X, I
Yeast (RAPID Petrifilm)	< LOQ	1,000.00	cfu/g	10	2205689	07/09/22	AOAC 2014.05 (RAPID)	pass	X, I
Salmonella spp. by PCR	Negative		/5g		2205693	07/07/22	AOAC 2020.02		X, I
EHEC including STEC	Negative		/5g		2205694	07/07/22	AOAC RI 121806		X, I



12423 NE Whitaker Way  
 Portland, OR 97230  
 503-254-1794



**Report Number:** 22-007801/D002.R000  
**Report Date:** 07/11/2022  
**ORELAP#:** OR100028  
**Purchase Order:** PO-00124  
**Received:** 07/05/22 10:14

Revision: 1 Document ID: 7148  
 Legacy ID: Worksheet Validated 04/20/2021

Laboratory Quality Control Results

J AOAC 2015 V98-6									
Laboratory Control Sample									
Batch ID: 2205770									
Analyte	LCS	Result	Spike	Units	% Rec	Limits		Evaluation	Notes
CBDVA	1	0.0352	0.033	%	105	80.0	- 120	Acceptable	
CBDV	1	0.0381	0.033	%	114	80.0	- 120	Acceptable	
CBE	1	0.0346	0.033	%	104	80.0	- 120	Acceptable	
CBDA	1	0.0330	0.033	%	99.1	90.0	- 110	Acceptable	
CBGA	1	0.0329	0.033	%	98.8	80.0	- 120	Acceptable	
CBG	1	0.0335	0.033	%	100	80.0	- 120	Acceptable	
CBD	1	0.0365	0.033	%	109	90.0	- 110	Acceptable	
THCV	1	0.0353	0.033	%	106	80.0	- 120	Acceptable	
d8THCV	1	0.0359	0.033	%	108	80.0	- 120	Acceptable	
THCVA	1	0.0346	0.033	%	104	80.0	- 120	Acceptable	
CBN	1	0.0336	0.033	%	101	90.0	- 110	Acceptable	
exo-THC	1	0.0328	0.033	%	98.3	80.0	- 120	Acceptable	
d9THC	1	0.0327	0.033	%	98.2	90.0	- 110	Acceptable	
d8THC	1	0.0308	0.033	%	92.5	90.0	- 110	Acceptable	
CBL	1	0.0319	0.033	%	95.7	80.0	- 120	Acceptable	
9S-HHC	3	0.0302	0.033	%	90.7	80.0	- 120	Acceptable	
CBC	1	0.0342	0.033	%	103	80.0	- 120	Acceptable	
9R-HHC	3	0.0281	0.033	%	84.4	80.0	- 120	Acceptable	
THCA	1	0.0331	0.033	%	99.4	90.0	- 110	Acceptable	
CBCA	1	0.0351	0.033	%	105	80.0	- 120	Acceptable	
CBLA	1	0.0324	0.033	%	97.3	80.0	- 120	Acceptable	
d8THCO	3	0.0328	0.033	%	98.5	80.0	- 120	Acceptable	
CBT	1	0.0314	0.033	%	94.3	80.0	- 120	Acceptable	
d9THCO	3	0.0324	0.033	%	97.3	80.0	- 120	Acceptable	

Method Blank

Analyte	Result	LOQ	Units	Limits	Evaluation	Notes
CBDVA	<LOQ	0.00067	%	< 0.00067	Acceptable	
CBDV	<LOQ	0.00067	%	< 0.00067	Acceptable	
CBE	<LOQ	0.00067	%	< 0.00067	Acceptable	
CBDA	<LOQ	0.00067	%	< 0.00067	Acceptable	
CBGA	<LOQ	0.00067	%	< 0.00067	Acceptable	
CBG	<LOQ	0.00067	%	< 0.00067	Acceptable	
CBD	<LOQ	0.00067	%	< 0.00067	Acceptable	
THCV	<LOQ	0.00067	%	< 0.00067	Acceptable	
d8THCV	<LOQ	0.00067	%	< 0.00067	Acceptable	
THCVA	<LOQ	0.00067	%	< 0.00067	Acceptable	
CBN	<LOQ	0.00067	%	< 0.00067	Acceptable	
exo-THC	<LOQ	0.00067	%	< 0.00067	Acceptable	
d9THC	<LOQ	0.00067	%	< 0.00067	Acceptable	
d8THC	<LOQ	0.00067	%	< 0.00067	Acceptable	
CBL	<LOQ	0.00067	%	< 0.00067	Acceptable	
9S-HHC	<LOQ	0.00067	%	< 0.00067	Acceptable	
CBC	<LOQ	0.00067	%	< 0.00067	Acceptable	
9R-HHC	<LOQ	0.00067	%	< 0.00067	Acceptable	
THCA	<LOQ	0.00067	%	< 0.00067	Acceptable	
CBCA	<LOQ	0.00067	%	< 0.00067	Acceptable	
CBLA	<LOQ	0.00067	%	< 0.00067	Acceptable	
d8THCO	<LOQ	0.00067	%	< 0.00067	Acceptable	
CBT	<LOQ	0.00067	%	< 0.00067	Acceptable	
d9THCO	<LOQ	0.00067	%	< 0.00067	Acceptable	

Abbreviations

ND - None Detected at or above MRL  
 RPD - Relative Percent Difference  
 LOQ - Limit of Quantitation

Units of Measure:

% - Percent



12423 NE Whitaker Way  
 Portland, OR 97230  
 503-254-1794



**Report Number:** 22-007801/D002.R000  
**Report Date:** 07/11/2022  
**ORELAP#:** OR100028  
**Purchase Order:** PO-00124  
**Received:** 07/05/22 10:14

Revision: 1 Document ID: 7148  
 Legacy ID: Worksheet Validated 04/20/2021

Laboratory Quality Control Results

J AOAC 2015 V98-6		Batch ID: 2205770						
Sample Duplicate		Sample ID: 22-003923-0002						
Analyte	Result	Org. Result	LOQ	Units	RPD	Limits	Evaluation	Notes
CBDVA	<LOQ	<LOQ	0.003	%	NA	< 20	Acceptable	
CBDV	<LOQ	<LOQ	0.003	%	NA	< 20	Acceptable	
CBE	<LOQ	<LOQ	0.003	%	NA	< 20	Acceptable	
CBDA	<LOQ	<LOQ	0.003	%	NA	< 20	Acceptable	
CBGA	<LOQ	<LOQ	0.003	%	NA	< 20	Acceptable	
CBG	0.0075	0.0075	0.003	%	0.106	< 20	Acceptable	
CBD	<LOQ	<LOQ	0.003	%	NA	< 20	Acceptable	
THCV	<LOQ	<LOQ	0.003	%	NA	< 20	Acceptable	
d8THCV	<LOQ	<LOQ	0.003	%	NA	< 20	Acceptable	
THCVA	<LOQ	<LOQ	0.003	%	NA	< 20	Acceptable	
CBN	0.0035	0.0034	0.003	%	1.48	< 20	Acceptable	
exo-THC	<LOQ	<LOQ	0.003	%	NA	< 20	Acceptable	
d9THC	0.269	0.269	0.003	%	0.0468	< 20	Acceptable	
d8THC	<LOQ	<LOQ	0.003	%	NA	< 20	Acceptable	
CBL	<LOQ	<LOQ	0.003	%	NA	< 20	Acceptable	
9S-HHC	<LOQ	<LOQ	0.003	%	NA	< 20	Acceptable	
CBC	0.0050	0.0048	0.003	%	4.20	< 20	Acceptable	
9R-HHC	<LOQ	<LOQ	0.003	%	NA	< 20	Acceptable	
THCA	<LOQ	<LOQ	0.003	%	NA	< 20	Acceptable	
CBCA	<LOQ	<LOQ	0.003	%	NA	< 20	Acceptable	
CBLA	<LOQ	<LOQ	0.003	%	NA	< 20	Acceptable	
d8THCO	<LOQ	<LOQ	0.003	%	NA	< 20	Acceptable	
CBT	<LOQ	<LOQ	0.003	%	NA	< 20	Acceptable	
d9THCO	<LOQ	<LOQ	0.003	%	NA	< 20	Acceptable	

Abbreviations

ND - None Detected at or above MRL  
 RPD - Relative Percent Difference  
 LOQ - Limit of Quantitation

Units of Measure:



Explanation of QC Flag Comments:

Code	Explanation
Q	Matrix interferences affecting spike or surrogate recoveries.
Q1	Quality control result biased high. Only non-detect samples reported.
Q2	Quality control outside QC limits. Data considered estimate.
Q3	Sample concentration greater than four times the amount spiked.
Q4	Non-homogenous sample matrix, affecting RPD result and/or % recoveries.
Q5	Spike results above calibration curve.
Q6	Quality control outside QC limits. Data acceptable based on remaining QC.
R	Relative percent difference (RPD) outside control limit.
R1	RPD non-calculable, as sample or duplicate results are less than five times the LOQ.
R2	Sample replicates RPD non-calculable, as only one replicate is within the analytical range.
LOQ1	Quantitation level raised due to low sample volume and/or dilution.
LOQ2	Quantitation level raised due to matrix interference.
B	Analyte detected in method blank, but not in associated samples.
B1	The sample concentration is greater than 5 times the blank concentration.
B2	The sample concentration is less than 5 times the blank concentration.

## BS 25mg

Batch ID or Lot Number: <b>22BL06244</b>	Test: <b>Microbial Contaminants</b>	Reported: <b>16Jun2022</b>	USDA License: N/A
Matrix: Finished Product	Test ID: T000210041	Started: 13Jun2022	Sampler ID: N/A
	Method(s): TM25 (qPCR) TM24, TM26, TM27 (Culture Plating): Microbial (Colorado Panel)	Received: 13Jun2022	Status: Active

## Microbial Contaminants

	Method	LOD	Quantitation Range	Result	Notes
STEC	TM25: PCR	10 <sup>0</sup> CFU/25g	NA	Absent	Free from visual mold, mildew, and foreign matter
<i>Salmonella</i>	TM25: PCR	10 <sup>0</sup> CFU/25g	NA	Absent	
Total Yeast and Mold*	TM24: Culture Plating	10 <sup>1</sup> CFU/g	1.0x10 <sup>2</sup> - 1.5x10 <sup>4</sup>	None Detected	
Total Aerobic Count*	TM26: Culture Plating	10 <sup>2</sup> CFU/g	1.0x10 <sup>3</sup> - 1.5x10 <sup>5</sup>	None Detected	
Total Coliforms*	TM27: Culture Plating	10 <sup>1</sup> CFU/g	1.0x10 <sup>2</sup> - 1.5x10 <sup>4</sup>	None Detected	

## Final Approval



Brianne Maillot  
 16Jun2022  
 10:34:00 AM MDT

PREPARED BY / DATE



Eden Thompson-Wright  
 16Jun2022  
 11:17:00 AM MDT

APPROVED BY / DATE



<https://results.botanacor.com/api/v1/coas/uuid/b069b1fa-38b7-46f9-86ed-65d8a62308a6>

### Definitions

\* Values recorded in scientific notation, a common microbial practice of expressing numbers that are too large to be conveniently written in decimal form. Examples: 10<sup>2</sup> = 100 CFU, 10<sup>3</sup> = 1,000 CFU, 10<sup>4</sup> = 10,000 CFU, 10<sup>5</sup> = 100,000 CFU  
 CFU/g = Colony Forming Units per Gram, LOD = Limit of Detection  
 ULOQ = Upper Limit of Quantitation, LLOQ = Lower Limit of Quantitation  
 STEC = Shiga Toxin-Producing E. coli

Testing results are based solely upon the sample submitted to Botanacor Laboratories, LLC, in the condition it was received. Botanacor Laboratories, LLC warrants that all analytical work is conducted professionally in accordance with all applicable standard laboratory practices using validated methods. Data was generated using an unbroken chain of comparison to NIST traceable Reference Standards and Certified Reference Materials. This report may not be reproduced, except in full, without the written approval of Botanacor Laboratories, LLC. ISO/IEC 17025:2017 Accredited by A2LA.



Cert #4329.02

CDPHE Certified

b069b1fa38b746f986ed65d8a62308a6.1



## BS 25mg

Batch ID or Lot Number: <b>22BL06244</b>	Test: <b>Residual Solvents</b>	Reported: <b>15Jun2022</b>	USDA License: N/A
Matrix: Concentrate	Test ID: T000210043	Started: 14Jun2022	Sampler ID: N/A
	Method(s): TM04 (GC-MS): Residual Solvents	Received: 13Jun2022	Status: Active

Residual Solvents	Dynamic Range (ppm)	Result (ppm)	Notes
Propane	116 - 2327	ND	
Butanes (Isobutane, n-Butane)	177 - 3543	ND	
Methanol	72 - 1442	ND	
Pentane	104 - 2083	ND	
Ethanol	104 - 2089	ND	
Acetone	112 - 2234	ND	
Isopropyl Alcohol	118 - 2357	ND	
Hexane	7 - 146	ND	
Ethyl Acetate	117 - 2335	ND	
Benzene	0.2 - 4.7	ND	
Heptanes	114 - 2273	ND	
Toluene	21 - 423	ND	
Xylenes (m,p,o-Xylenes)	155 - 3095	ND	

## Final Approval



Jacob Miller  
 15Jun2022  
 10:55:00 AM MDT

PREPARED BY / DATE



Ryan Weems  
 15Jun2022  
 10:56:00 AM MDT

APPROVED BY / DATE



<https://results.botanacor.com/api/v1/coas/uuid/6af82da7-7730-4d71-b1a7-dfe62b1f3792>

### Definitions

ND = None Detected (defined by dynamic range of the method)  
 Dynamic Range = Limit of Quantitation (LOQ) through Upper Limit of Method Range

Testing results are based solely upon the sample submitted to Botanacor Laboratories, LLC, in the condition it was received. Botanacor Laboratories, LLC warrants that all analytical work is conducted professionally in accordance with all applicable standard laboratory practices using validated methods. Data was generated using an unbroken chain of comparison to NIST traceable Reference Standards and Certified Reference Materials. This report may not be reproduced, except in full, without the written approval of Botanacor Laboratories, LLC. ISO/IEC 17025:2017 Accredited by A2LA.



Cert #4329.02

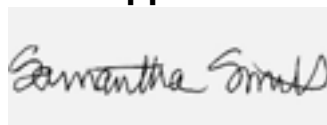
CDPHE Certified  
 6af82da777304d71b1a7dfe62b1f3792.1

### BS 25mg

Batch ID or Lot Number: <b>22BL06244</b>	Test: <b>Heavy Metals</b>	Reported: <b>16Jun2022</b>	USDA License: NA
Matrix: Unit Co	Test ID: T000210042	Started: 16Jun2022	Sampler ID: NA
	Method(s): TM19 (ICP-MS): Heavy Metals	Received: 13Jun2022	Status: NA

Heavy Metals	Dynamic Range (ppm)	Result (ppm)	Notes
Arsenic	0.04 - 4.32	ND	
Cadmium	0.05 - 4.76	ND	
Mercury	0.05 - 4.55	ND	
Lead	0.05 - 4.61	ND	

### Final Approval



Sam Smith  
 16Jun2022  
 05:38:00 PM MDT

PREPARED BY / DATE



Daniel Weidensaul  
 16Jun2022  
 05:42:00 PM MDT

APPROVED BY / DATE



<https://results.botanacor.com/api/v1/coas/uuid/66c5a9df-4185-4a9c-91d0-9192a6067df4>

#### Definitions

ND = None Detected (defined by dynamic range of the method)  
 Dynamic Range = Limit of Quantitation (LOQ) through Upper Limit of Method Range

Testing results are based solely upon the sample submitted to Botanacor Laboratories, LLC, in the condition it was received. Botanacor Laboratories, LLC warrants that all analytical work is conducted professionally in accordance with all applicable standard laboratory practices using validated methods. Data was generated using an unbroken chain of comparison to NIST traceable Reference Standards and Certified Reference Materials. This report may not be reproduced, except in full, without the written approval of Botanacor Laboratories, LLC. ISO/IEC 17025:2017 Accredited by A2LA.



Cert #4329.02

CDPHE Certified  
 66c5a9df41854a9c91d09192a6067df4.1


**BS 25mg**

Batch ID or Lot Number: <b>22BL06244</b>	Test: <b>Pesticides</b>	Reported: <b>16Jun2022</b>	USDA License: NA
Matrix: Concentrate	Test ID: T000210040	Started: 14Jun2022	Sampler ID: NA
	Method(s): TM17 (LC-QQ LC MS/MS)	Received: 13Jun2022	Status: NA

**Pesticides**

	Dynamic Range (ppb)	Result (ppb)		Dynamic Range (ppb)	Result (ppb)
Abamectin	365 - 2660	ND	Malathion	304 - 2758	ND
Acephate	45 - 2774	ND	Metalaxyl	51 - 2788	ND
Acetamiprid	43 - 2778	ND	Methiocarb	39 - 2735	ND
Azoxystrobin	40 - 2739	ND	Methomyl	42 - 2747	ND
Bifenazate	42 - 2765	ND	MGK 264 1	187 - 1618	ND
Boscalid	15 - 2744	ND	MGK 264 2	129 - 1129	ND
Carbaryl	40 - 2776	ND	Myclobutanil	37 - 2661	ND
Carbofuran	43 - 2761	ND	Naled	28 - 2666	ND
Chlorantraniliprole	46 - 2731	ND	Oxamyl	3 - 2768	ND
Chlorpyrifos	47 - 2776	ND	Paclobotrazol	41 - 2732	ND
Clofentezine	306 - 2776	ND	Permethrin	340 - 2681	ND
Diazinon	298 - 2777	ND	Phosmet	41 - 2752	ND
Dichlorvos	311 - 2758	ND	Prophos	290 - 2708	ND
Dimethoate	45 - 2766	ND	Propoxur	39 - 2744	ND
E-Fenpyroximate	296 - 2737	ND	Pyridaben	302 - 2767	ND
Etofenprox	42 - 2726	ND	Spinosad A	36 - 2242	ND
Etoxazole	299 - 2708	ND	Spinosad D	55 - 497	ND
Fenoxycarb	45 - 2737	ND	Spiromesifen	306 - 2722	ND
Fipronil	39 - 2733	ND	Spirotetramat	292 - 2784	ND
Flonicamid	4 - 2732	ND	Spiroxamine 1	17 - 1160	ND
Fludioxonil	260 - 2633	ND	Spiroxamine 2	21 - 1502	ND
Hexythiazox	49 - 2737	ND	Tebuconazole	259 - 2755	ND
Imazalil	286 - 2760	ND	Thiacloprid	41 - 2763	ND
Imidacloprid	51 - 2800	ND	Thiamethoxam	45 - 2752	ND
Kresoxim-methyl	53 - 2822	ND	Trifloxystrobin	41 - 2736	ND

**Final Approval**



Karen Winternheimer  
16Jun2022  
04:48:00 PM MDT

PREPARED BY / DATE



Daniel Weidensaul  
16Jun2022  
05:01:00 PM MDT

APPROVED BY / DATE



<https://results.botanacor.com/api/v1/coas/uuid/c05dd92b-e4e2-4d09-9ad6-6966bd306ef1>

**Definitions**

ND = None Detected (defined by dynamic range of the method)  
Dynamic Range = Limit of Quantitation (LOQ) through Upper Limit of Method Range  
ppb = Parts Per Billion

Testing results are based solely upon the sample submitted to Botanacor Laboratories, LLC, in the condition it was received. Botanacor Laboratories, LLC warrants that all analytical work is conducted professionally in accordance with all applicable standard laboratory practices using validated methods. Data was generated using an unbroken chain of comparison to NIST traceable Reference Standards and Certified Reference Materials. This report may not be reproduced, except in full, without the written approval of Botanacor Laboratories, LLC. ISO/IEC 17025:2017 Accredited by A2LA.



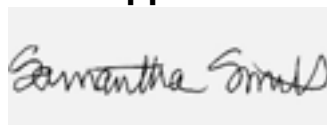
Cert #4329.02  
c05dd92be4e24d099ad66966bd306ef1.1

### BS 25mg

Batch ID or Lot Number: <b>22BL06244</b>	Test: <b>Mycotoxins</b>	Reported: <b>21Jun2022</b>	USDA License: N/A
Matrix: Concentrate	Test ID: T000210045	Started: 17Jun2022	Sampler ID: N/A
	Method(s): TM18 (UHPLC-QQQ LCMS/MS): Mycotoxins	Received: 13Jun2022	Status: Active

Mycotoxins	Dynamic Range (ppb)	Result (ppb)	Notes
Ochratoxin A	3.15 - 130.64	ND	N/A
Aflatoxin B1	1.02 - 32.23	ND	
Aflatoxin B2	1.66 - 31.82	ND	
Aflatoxin G1	1.02 - 32.10	ND	
Aflatoxin G2	1.69 - 32.17	ND	
Total Aflatoxins (B1, B2, G1, and G2)		ND	

### Final Approval



Sam Smith  
 21Jun2022  
 12:43:00 PM MDT

PREPARED BY / DATE



Jacob Miller  
 21Jun2022  
 12:46:00 PM MDT

APPROVED BY / DATE



<https://results.botanacor.com/api/v1/coas/uuid/e114be38-320d-4104-beab-599055791069>

#### Definitions

ND = None Detected (defined by dynamic range of the method)  
 Dynamic Range = Limit of Quantitation (LOQ) through Upper Limit of Method Range

Testing results are based solely upon the sample submitted to Botanacor Laboratories, LLC, in the condition it was received. Botanacor Laboratories, LLC warrants that all analytical work is conducted professionally in accordance with all applicable standard laboratory practices using validated methods. Data was generated using an unbroken chain of comparison to NIST traceable Reference Standards and Certified Reference Materials. This report may not be reproduced, except in full, without the written approval of Botanacor Laboratories, LLC. ISO/IEC 17025:2017 Accredited by A2LA.



Cert #4329.02

CDPHE Certified  
 e114be38320d4104beab599055791069.1

**BS 25mg**

Batch ID or Lot Number: <b>22BL06244</b>	Test: <b>Density</b>	Reported: <b>15Jun2022</b>	USDA License: NA
Matrix: Concentrate	Test ID: T000210044	Started: 15Jun2022	Sampler ID: NA
	Method(s): TL-SOP-0034 (Gravimetric)	Received: 13Jun2022	Status: NA

**Density Analysis**

	<b>Result</b>	<b>Notes</b>
Density	1.032 g/ml	Free from visual mold, mildew, and foreign matter N/A

**Final Approval**

Jacob Miller  
15Jun2022  
01:58:00 PM MDT

PREPARED BY / DATE



Sam Smith  
15Jun2022  
02:01:00 PM MDT

APPROVED BY / DATE

<https://results.botanacor.com/api/v1/coas/uuid/4c81b232-c11d-45e5-9af4-eaada3dafb22>

Testing results are based solely upon the sample submitted to Botanacor Laboratories, LLC, in the condition it was received. Botanacor Laboratories, LLC warrants that all analytical work is conducted professionally in accordance with all applicable standard laboratory practices using validated methods. Data was generated using an unbroken chain of comparison to NIST traceable Reference Standards and Certified Reference Materials. This report may not be reproduced, except in full, without the written approval of Botanacor Laboratories, LLC. ISO/IEC 17025:2017 Accredited by A2LA.



4c81b232c11d45e59af4eaada3dafb22.1